

<sup>1</sup>Total MTPA or Total Municipal Transparency Amount. Is the financial activity for all reportable funds and is available for all reporting periods. For schools this reflects all funds of the school department excluding internal service and fiduciary funds, while for municipalities this includes financial statement general fund and some other funds such as special revenue, enterprise, and debt service. Inclusion and/or exclusion of funds is based on Municipal Transparency Portal Implementation Guidance. In general, excluded funds from municipal reporting are fiduciary, capital project, internal service, water, sewer, and storm water. Some Funds may be added or removed from one year to the next.  
<sup>2</sup>\*\*Funds reported in the columns with the headings marked Audited Actual (A,B) are derived from annual audit reports from one year to the next.  
<sup>3</sup>\*\*\*Fund balance classifications (rows 32 and 33) may include net position if Enterprise Fund activity is reported prior to FY19.  
<sup>4</sup>This Transparency Report is required under RI General Law 45-12-32.2(d) to be signed and posted to the Municipality's website. Any missing data from any of the columns is due to this information not being currently available, the Municipality/School District failing to report in a prior period, or the information is not applicable.  
<sup>5</sup>The data found in this report has been summarized for the purposes of display. The raw data which includes department level information along with visualization tools, definitions, as well as a listing of definition and coding changes between years can be found by going to <http://www.municipalfinance.ri.gov/> and clicking on Municipal Transparency Portal tab. The Audited Actual information is derived from the MTP-2 report that can be found in the Municipality/Regional School District's departmental report under supplementary information. The details on which Funds are included in Total MTPA are provided in the Annual Supplemental Transparency Report (MTP2) and Combining Schedules of Reportable Government Services with Reconciliation to MTP2, which can be found in the annual audit reports.  
<sup>6</sup>Report in thousands.

# Portsmouth school district Budget to Actual 3

Fiscal Year	A	B	C	D	E	F	G	H	I	J
	2017	2018	2019	2019	2019	2019	2020	2021	2022	2023
1a Levy subject to 6.445-5-2										
1b Motor Vehicle Levy										
2 PILOT and Tax Treaties (Included in Levy)										
3 PILOT and Tax Treaties (Excluded from Levy)										
4 Adjustments to Current Year Levy										
5 Adjustments to Prior Year's Levy										
6 Current Year Collection Rate										

	Audited Actual**	Audited Actual**	Budget	Amended Budget	Actual	Projected	Year 2 Forecast	Year 3 Forecast	Year 4 Forecast	Year 5 Forecast
	Total MTPA*	Total MTPA*	Total MTPA*	Total MTPA*	Total MTPA*	Total MTPA*	Total MTPA*	Total MTPA*	Total MTPA*	Total MTPA*
7 Property Tax	-	-	-	-	-	-	-	-	-	-
8 Local Non-Property Tax Revenues	1,236	1,248	-	1,327	1,444	1,444	-	-	-	-
9 Federal Aid	1,707	1,785	-	2,265	2,326	2,326	-	-	-	-
10 State Aid	4,810	4,549	-	4,209	4,398	4,398	-	-	-	-
11 Other Revenue	728	701	-	837	921	921	-	-	-	-
12 Municipal Education Appropriation	31,600	32,374	-	32,846	32,846	32,846	-	-	-	-
13 Total Revenue	40,081	40,657	-	41,484	41,935	41,935	-	-	-	-
14 Financing Sources	-	-	-	-	-	-	-	-	-	-
15 Compensation	22,223	22,693	-	23,603	23,231	23,231	-	-	-	-
16 Overtime	103	113	-	65	137	137	-	-	-	-
17 Health Insurance	3,914	3,960	-	3,919	3,763	3,763	-	-	-	-
18 Other Benefits	1,259	1,248	-	1,351	1,288	1,288	-	-	-	-
19 Pension	3,076	3,144	-	3,314	3,262	3,262	-	-	-	-
20 OPEB	-	-	-	-	-	-	-	-	-	-
21 Operations	9,942	8,963	-	9,765	10,154	10,154	-	-	-	-
22 Municipal Education Appropriation	-	-	-	-	-	-	-	-	-	-
23 Municipal Debt Service	-	-	-	-	-	-	-	-	-	-
24 School Debt Service	-	-	-	-	-	-	-	-	-	-
25 Total Expenditures	40,517	40,121	-	42,018	41,835	41,835	-	-	-	-
26 Financing Uses	-	-	-	-	-	-	-	-	-	-
27 Net Change (row 13+14-25-26)	(436)	536	-	(534)	100	100	-	-	-	-
28 Appropriated Fund Balance	-	-	-	-	-	-	-	-	-	-
29 Prior Period Adjustments - MTP Non-audit	-	(49)	-	-	-	-	-	-	-	-
30 Prior Period Adjustments - Audit	-	-	-	-	-	-	-	-	-	-
31 Total Prior Period Fund Balance (Rows 32 to 36)	-	3,081	-	-	-	-	-	-	-	-
32 Non-spendable***	432	614	-	-	-	-	-	-	-	-
33 Restricted***	1,389	2,026	-	-	-	-	-	-	-	-
34 Committed	1,260	929	-	-	-	-	-	-	-	-
35 Assigned	-	-	-	-	-	-	-	-	-	-
36 Unassigned	-	(0)	-	-	-	-	-	-	-	-
37 Enterprise Fund Net Position	-	-	-	-	-	-	-	-	-	-

\*Total MTPA or Total Municipal Transparency Amount\*, is the financial activity for all reportable funds and is available for all reporting periods. For schools this reflects all funds of the school department excluding internal service and fiduciary funds, while for municipalities this includes financial statement general fund and some other funds such as special revenue, enterprise, and debt service. Inclusion and/or exclusion of funds is based on Municipal Transparency Portal Implementation Guidance. In general, excluded funds from municipal reporting are fiduciary, capital project, internal service, water, sewer, and storm water. Some Funds may be added or removed from one year to the next.

\*\*The amounts reported in the columns with the headings marked Audited Actual (A,B) are derived from annual audit reports

\*\*\*Fund balance classifications (rows 32 and 33) may include net position if Enterprise Fund activity is reported prior to FY19.

A This Transparency Report is required under RI General Law 45-12-22.2 (d) to be signed and posted to the Municipality's website. Any missing data from any of the columns is due to this information not being currently available, the Municipality/School District failing to report in a prior period, or the information is not applicable.


AA The data found in this report has been summarized for the purposes of display. The raw data which includes department level information along with visualization tools, definitions, as well as a listing of definition and coding changes between years can be found by going to <http://www.municipalfinance.ri.gov/> and clicking on Municipal Transparency Portal tab. The Audited Actual information is derived from the MTP-2 report that can be found in the Municipality/Regional School District's corresponding fiscal year audit report under supplementary information. The details on which Funds are included in Total MTPA are provided in the Annual Supplemental Transparency Report (MTP2) and Combining Schedules of Reportable Government Services with Reconciliation to MTP2, which can be found in the annual audit reports.

AA Report in thousands

All columns on pages 1 and 2, except for A and B, are based on the municipality's or school district's most currently available information at the time of submission and are unaudited; the financial information in these columns are subject to change.

*This report may encompass the following reporting periods:*


- o Adopted Budget Survey (§ 44-35-10 (b)) due within 30 days of final action on budget by Municipality/Regional School District
- o 5 Year Forecast (§ 44-35-10 (c)) due within 30 days of final action on budget by Municipality/Regional School District
- o Budget to Actual (§ 45-12-22.2 (b)) due 25 days after fiscal quarters 2, 3, and 4
- o Municipal Data Report (§ 45-12-22.2 (c)) due prior to finalization of Municipal/Regional School District audit (included in final audit as supplementary information).

  
Municipal Chief Executive Officer


26 Aug 2019  
Date

  
Municipal Chief Financial Officer

8-26-19  
Date

  
Superintendent of Schools

8-26-19  
Date

  
School Business Manager

8/26/19  
Date